









# Halloween Decorations: Bats

- HELP** - Color and cut out pieces.  
- Glue the front and back of the spiders together.  
- Hang from the ceiling with a string.



Copyright Homemade-Preschool.com