

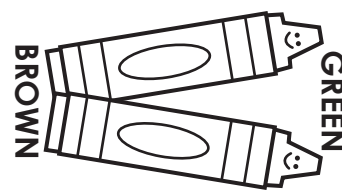
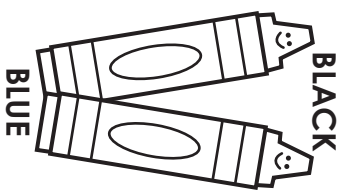
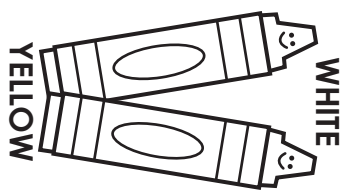
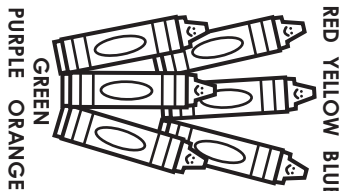
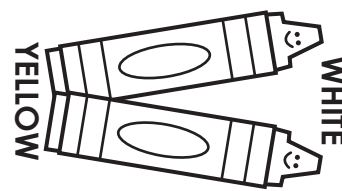
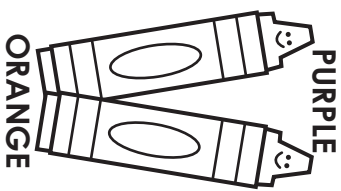
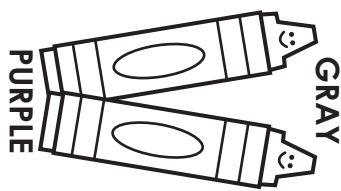
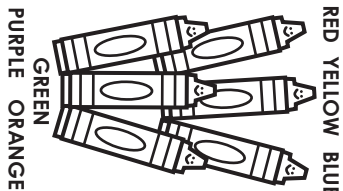
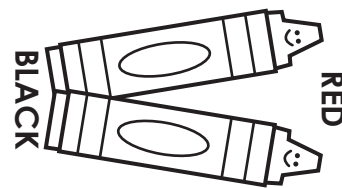
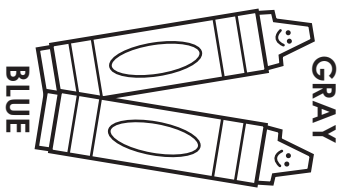
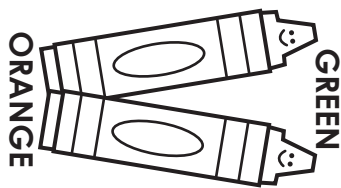
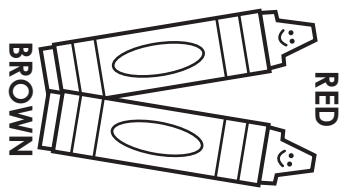
Spring Time Colors Match

HELP - Color the pieces the correct colors, then cut out on the dashed lines.

- Place the crayon pieces in a pile facedown and the picture pieces facedown in rows.


CHILD - Pick a crayon piece, then choose a picture piece.

- If the pieces match, choose another crayon piece. If not, choose another picture piece until you find a match.




RED

BLACK




BLACK

BLUE



GREEN

BROWN




GRAY

BLUE




PURPLE

ORANGE



WHITE

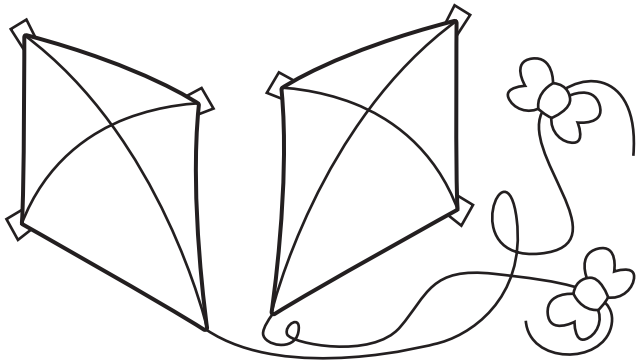
YELLOW



Copyright Homemade-Preschool.com


GREEN

ORANGE




GRAY

PURPLE



WHITE

YELLOW



RED

BROWN



RED ORANGE YELLOW GREEN BLUE PURPLE

RED ORANGE YELLOW GREEN BLUE PURPLE

