











# Know Your Colors Fishing

**Materials**  
 popsicle stick  
 string  
 12 magnets  
 scissors  
 glue

## Directions

- To make fish more durable, print on cardstock. Color and cut out, then glue a magnet onto each.
- To make the fishing pole: Tie a string onto a popsicle stick and glue a magnet onto the string.
- Optional: Use the Fishing Bag worksheet to make a fun bag to hold the fish.



## Color fish

Red	Yellow
Blue	Brown
Orange	White
Purple	Black
Green	Gray
	Pink