







Flashlight Spotlight

Directions

-Help your child answer the questions in each flashlight.

-Cut out the flashlights and punch a hole in the top of each. Give your child a string with a knot in the end and let him put his flashlights on the string. Tie the ends together to make a necklace.



Copyright Homemade-Preschool.com