



# G-L: Letters in the Mail

## Directions


- Color and cut out the pieces on the dashed lines.
- On the mailbox door, fold the bottom flap up and glue onto the mailbox.
- Have your child open the mailboxes and put in the matching letter.




glue onto mailbox here




glue onto mailbox here




glue onto mailbox here



glue onto mailbox here



glue onto mailbox here



glue onto mailbox here

