




He/She/They Book Buddies

HELP - Color and cut out the pieces.

- Decide what order the book should go in.
- For fun, make a cover for the book.
- Staple the book pieces together on the left.

CHILD - Open the book and place a girl, boy or both piece on the first page of the book.


- Place a matching he, she or they piece on the page.
- Take off the pieces and turn the page.



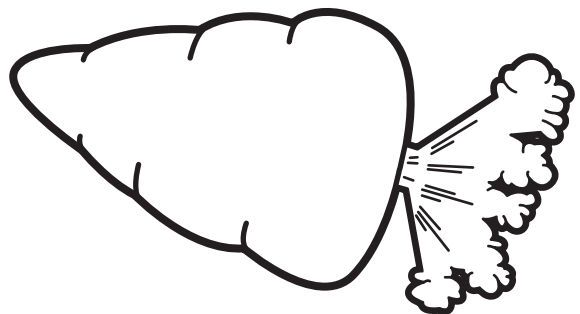
HE
SHE
THEY




went to the store.




ate a carrot.



Copyright Homemade-Preschool.com




saw a dog.



had a party.



went to the park.



played in the snow.