

How Do Flowers Grow?

Directions

- Color and cut out the pieces.
- As you read the poem, hand the corresponding piece to your child to place.
- Optional: Make up actions and have your child act out the poem.

First, the seed goes deep in the ground,

(place the seed on the hole in the dirt)

Place the dirt on top so it can't be found.

(place the dirt piece on top of the seed)

See the clouds floating by,

(place the cloud above the dirt)

Little raindrops start falling from the sky.

(place the raindrops below the cloud)

Out comes the sun's shining face,

(place the sun over the cloud)

Making us feel warm all over the place.

What is that poking out of the ground?





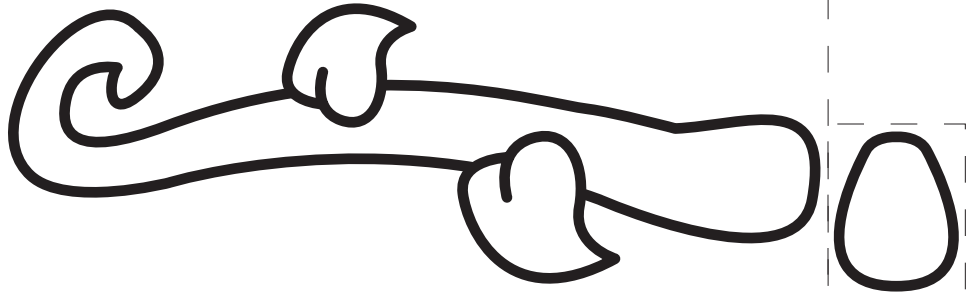



It's our little plant, growing without a sound.

(place the stem on top of the dirt piece)

As the green, little plant grows so tall

A beautiful flower blooms to be seen by all.

(place the flower on top of the stem)



Copyright Homemade-Preschool.com

Copyright Homemade-Preschool.com