




Hush Little Baby

- HELP** - Color and cut out pieces on the dashed lines. Fold the pieces on the solid lines, then glue together, except the wallet.
- Glue the sides of the wallet together, leaving the top open.
 - Place the money inside.
 - Place all the pieces in a row and while singing the rhyme, place the correct piece in the shopping cart and pay for it with the money.
 - Flip over the piece when it gets broken, then put the new piece on top.

BABY



BABY



Copyright Homemade-Preschool.com




Hush, little baby, don't say a word
 Papa's gonna buy you a mockingbird
 If that mockingbird don't sing,
 Papa's gonna buy you a diamond ring

If that diamond turns to brass
 Papa's gonna buy you a looking glass
 If that looking glass gets broke
 Papa's gonna buy you a billy goat

If that billy goat don't pull
 Papa's gonna buy you a cart and a bull
 If that cart and bull tip over
 Papa's gonna buy you a dog named Rover


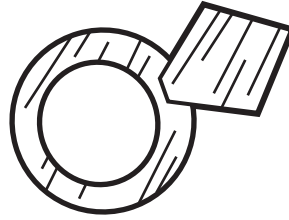

If that dog named Rover don't bark
 Papa's gonna buy you a horse and a cart
 If that horse and cart fall down
 You'll still be the sweetest little baby in town

Mockingbird \$1

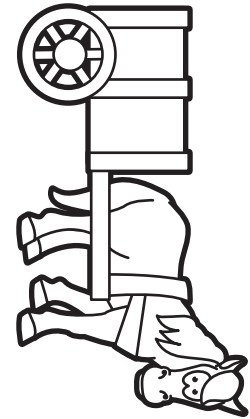


Rover \$1

Diamond Ring \$3





Looking Glass \$1



Horse and Cart \$3

Billy Goat \$1



Cart and Bull \$2

