

Letter M






- Pencils
- Crayons
- Scissors
- Print Worksheets
- Yarn
- Popsicle Sticks
- Sandwich Bags
- Items that Melt
- Stapler

1 Welcome: Play

2 Language

-  **WORKSHEET: Flash Cards: Uppercase Letters**
-  **WORKSHEET: Journal Entry: Letter M**
-  **WORKSHEET: All about Me**

3 Math

-  **WORKSHEET: Flash Cards: 1-10**
-  **WORKSHEET: Money Shoppers**
-  **ACTIVITY: Mixed up Maze**

Make a maze on the floor using yarn. Have the children walk along it to find the end. Let them take turns being the leader.

4 Music

-  **WORKSHEET: Five Little Monkeys**

5 Science

-  **ACTIVITY: Microwave Melters**

Place a variety of items that melt into separate sandwich bags, like; butter, ice, chocolate chips, or cheese. Let the children feel the items in the bags. Then place them one by one in the microwave and melt them. Then, when cool, let them feel the melted items.

6 Art

-  **WORKSHEET: Monster Mittens**

7 Reading

8 Play