


G-L: Letters in the Mail

FUN
WORKSHEETS


HELP - Color and cut out piece.

- On the mailbox door, fold the bottom flap up and glue onto the mailbox.

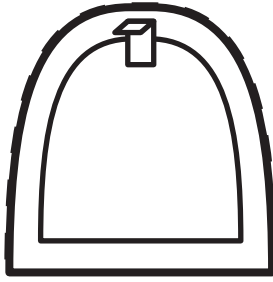
CHILD - Open the mailboxes and put in the matching letter.




glue onto mailbox here




glue onto mailbox here




glue onto mailbox here



glue onto mailbox here



glue onto mailbox here



glue onto mailbox here

