

Four Leaf Clover Find






HELP - Color and cut out pieces.

- Place the clovers in a row leading to a hidden treasure.

RULES

- Place the cards in a pile facedown.

- Draw a card and follow the directions. Open the treasure at the end piece.





Copyright Homemade-Preschool.com



Wow, you found a leprechaun!

move
up 3




The rain stops and you see a big rainbow in the sky.

move
up 3




You are lucky and find a four-leaf clover.

move
up 3



If you are wearing green:

move
up 2



Do a happy leprechaun dance.

move
up 2



What would you do with a pot of gold?

move
up 2



Think of something that is green.

move
up 1



Say "Lucky Leprechaun" three times fast.

move
up 1



You found leprechaun foot prints.

move
up 1



Clouds fill the sky and you can't see the rainbow.

move
back 1

Your mom tells you it's time to come inside.

move
back 1

A tricky leprechaun steals your treasure map.

move
back 1

You lost your four-leaf clover.

move
back 1

You stop to eat a snack.

move
back 1

Where did he go? Your lucky leprechaun runs away.

move
back 1