


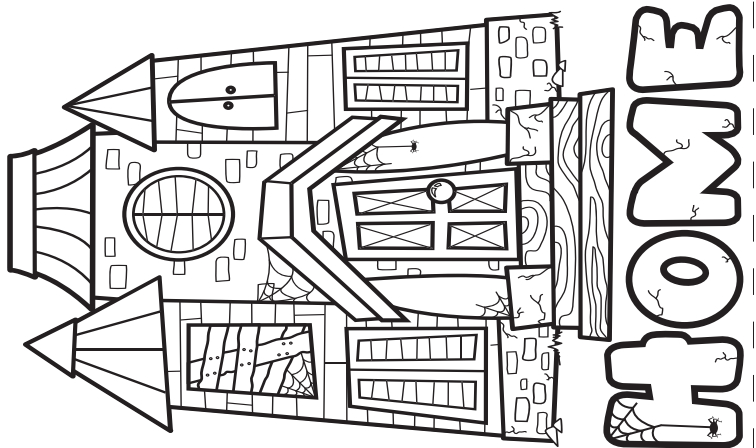
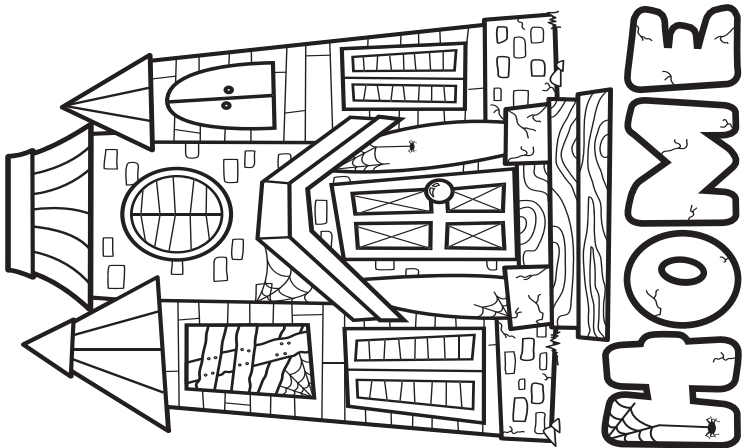
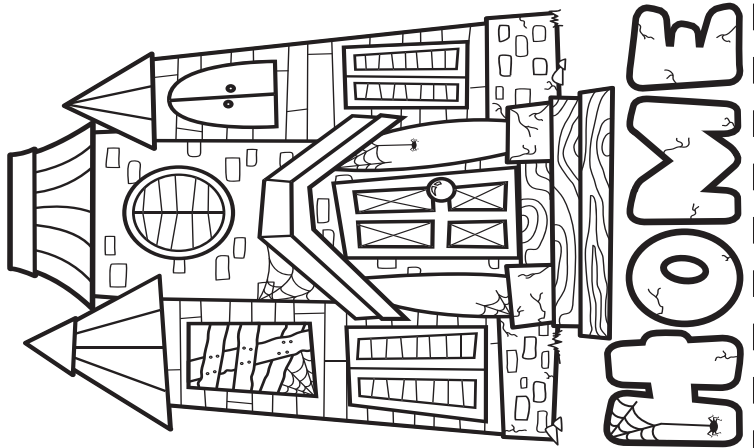
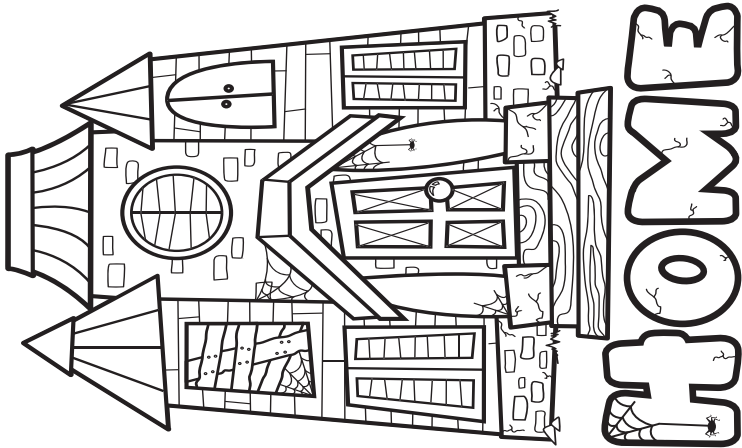
Go Pumpkin Patch Cards












HELP - Color and cut out pieces.

- RULES**
- Give each person playing a house card and six pumpkin cards. Place the rest of the cards face down on the pumpkin patch piece.
 - Ask a player if they have a pumpkin card you need. If they do, take the card. If not, the person says, "go pumpkin patch," and you draw a card.
 - If you get two of the same pumpkins, say, "boo", and place on top of your house card. If you run out of cards, draw two more.
 - Play until all the pumpkin patch cards are gone. Then count matches.












Copyright Homemade-Preschool.com





Copyright Homemade-Preschool.com



Copyright Homemade-Preschool.com

