










# Pretty Flower Patterns

**HELP** - Color and cut out pieces.

- Place four flowers below the stem.

**CHILD** - Match the other four flowers by placing the pieces on the stem.



Copyright Homemade-Preschool.com