

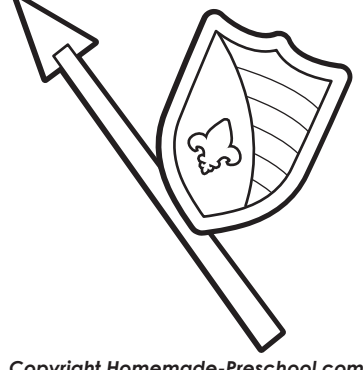

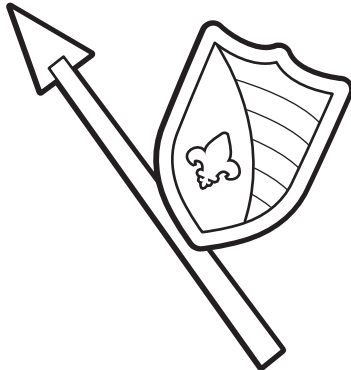








Make-a-Book: Knight and Dragon






EXPLAIN - What an author and title of a book is.

HELP - Fold three pieces of paper in half. Staple edge to make a book.

CHILD - Color, cut and glue pieces in the book.

HELP - Write the words to the story.





Copyright Homemade-Preschool.com