













# Make-a-Book: Pet Shop



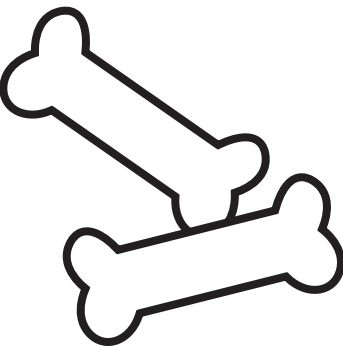
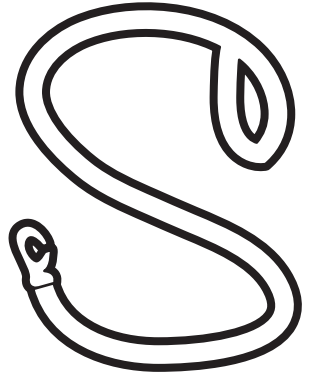










**EXPLAIN** - What an author and title of a book is.

**HELP** - Fold three pieces of paper in half. Staple edge to make a book.

**CHILD** - Color, cut and glue pieces in the book.

**HELP** - Write the words to the story.





Copyright Homemade-Preschool.com