


# Farm Animals and Babies Matching

**HELP** - Color and cut out pieces on the dashed lines.  
- Fold the pieces on the solid lines and glue the tab piece under.


**EXPLAIN** - Talk about how to take care of each animal and what we use the animals for.

**CHILD** - Match the mother animal pieces with the baby pieces.


DOG




DOG




CAT




CAT




KITTEN




KITTEN



PUPPY



PUPPY




glue tab

glue tab


glue tab

glue tab

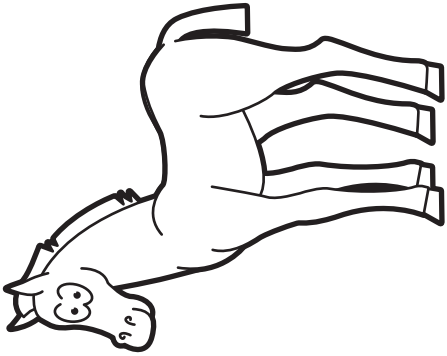
**HORSE**




**COW**




**FOAL**



**CALF**




**HORSE**

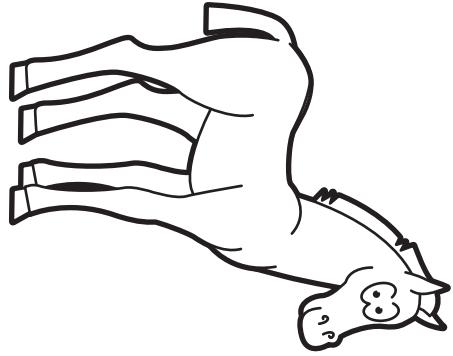


Copyright Homemade-Preschool.com

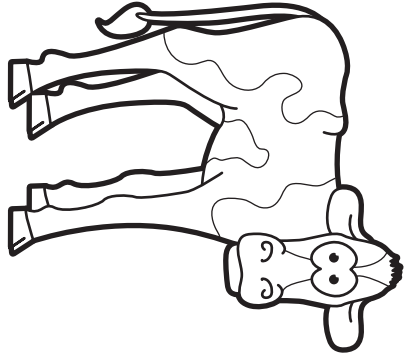
**COW**



**FOAL**



**CALF**



glue tab


glue tab

glue tab

glue tab

glue tab

**CHICKEN**



**PIG**




**PIG**



glue tab

**SHEEP**




**SHEEP**




glue tab


**CHICKEN**



**PIGLET**




**PIGLET**




glue tab

glue tab


**CHICK**



**LAMB**



**LAMB**



glue tab

**CHICK**

