


Turkey Talkers

HELP - Color and cut out pieces.

- Poke a small hole in the bottom of two cans.
- Push the string through the hole and tie it around a toothpick to keep it from being pulled out the bottom. Do the same in the other can.
- Tape the turkey band pieces to the cans.
- Pick a feather piece and read what it says. Make sure the string is tight when you talk.

CHILD - Listen in the can and try to say it back, then put the feather on the turkey.



Ten turkeys hide in trees


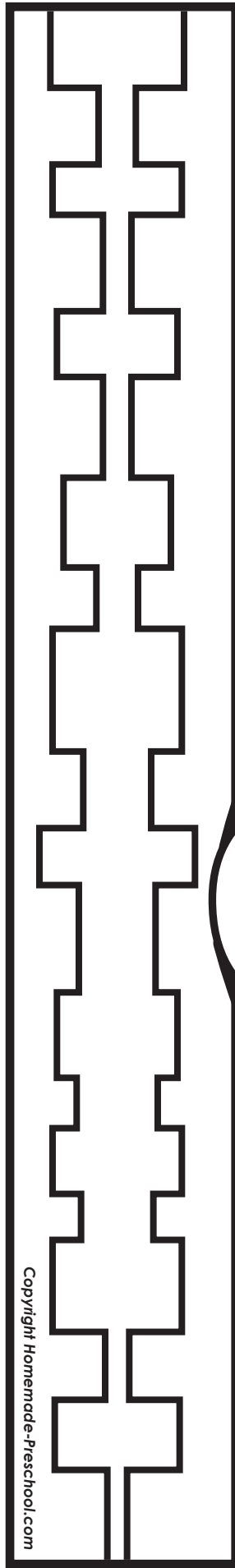

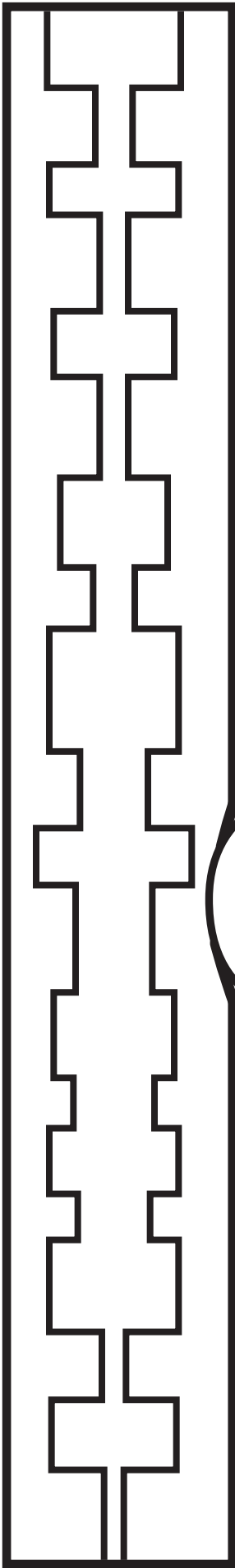
Tom the turkey gobbles all day

Pam the pilgrim picks pumpkins

Something smells so yummy

Leaves are falling all around

I love Thanksgiving



Copyright Homemade-Preschool.com