






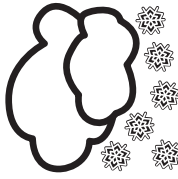



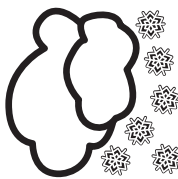



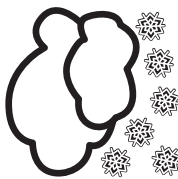



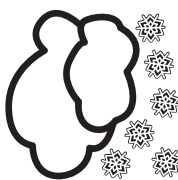



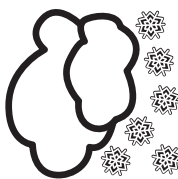



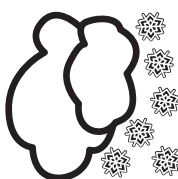


Weather Chart

Directions

-Color the weather chart. During the week, have your child circle the weather for that day.

| | | | | | | | |
|------------------|---|---|---|--|-------------|-------------|------------|
| Sunday |  |  |  |  | cold | warm | hot |
| Saturday |  |  |  |  | cold | warm | hot |
| Friday |  |  |  |  | cold | warm | hot |
| Thursday |  |  |  |  | cold | warm | hot |
| Wednesday |  |  |  |  | cold | warm | hot |
| Tuesday |  |  |  |  | cold | warm | hot |
| Monday |  |  |  |  | cold | warm | hot |

Copyright Homemade-Preschool.com